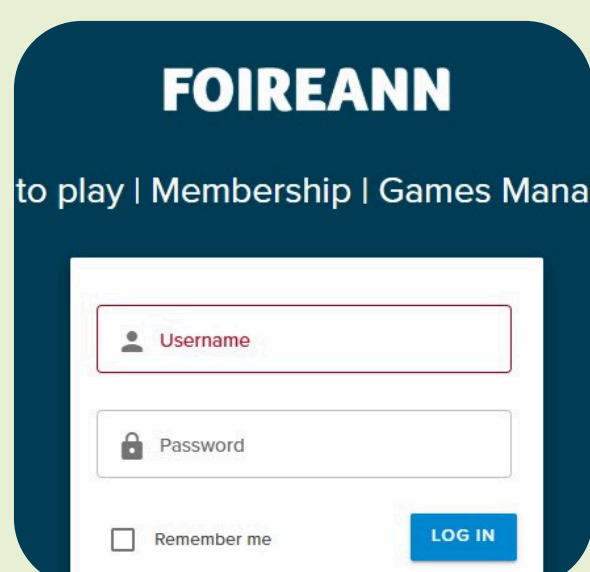


REGISTER 2025/26



PLAYER STEP BY STEP GUIDE

1



Log onto Foireann.ie

We use Foireann.ie to manage our player registrations.

Foireann is used across the world to manage the registration of Gaelic Games players.

Login to or Sign Up for a Foireann account at www.foireann.ie

2

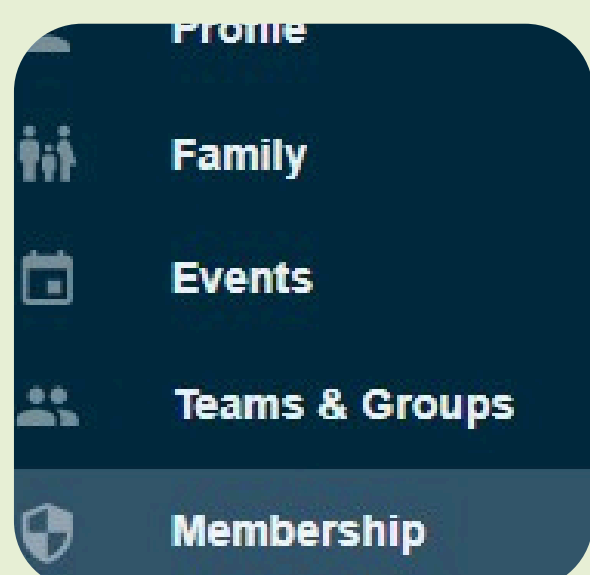


Add our Club to your Profile

When you sign up on Foireann at first (or are new to Wellington) you'll need to add our club to your Profile.

- Go to the Profile Page
- Add the "Wellington & Hutt Valley" club to your profile

3

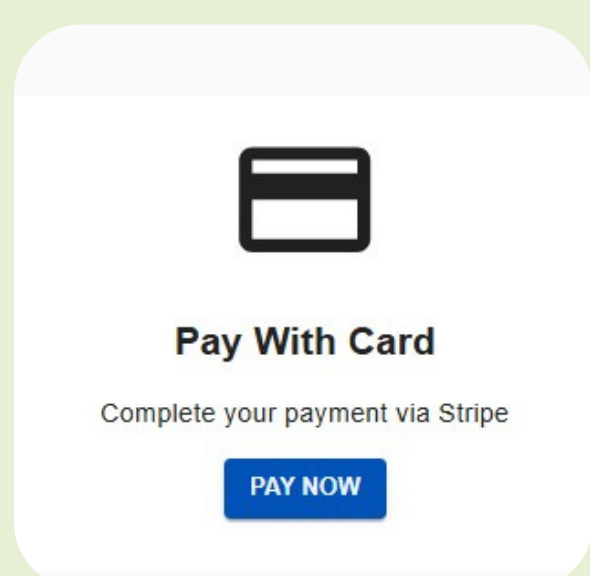


Select Membership Page

If you're signing up for the new season, you'll need to add your preferred membership to your account. You can select from Full Year, Half Year, Socials only, or Youth.

- Go to the Membership Page
- Select Membership Options
- Select your preferred choice and click Register

4

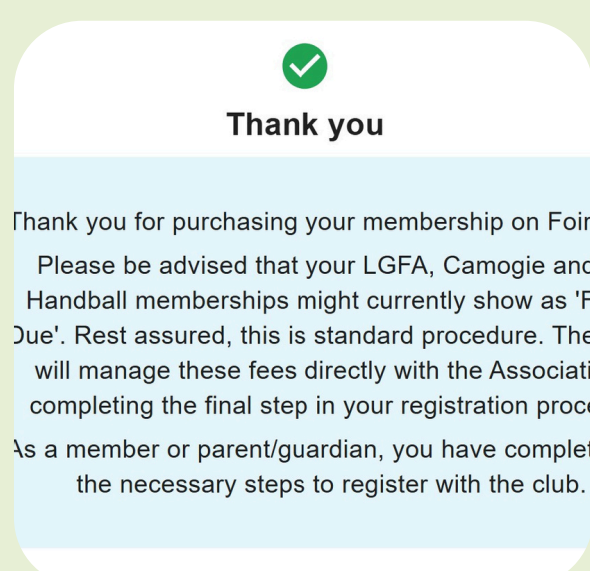


Complete Registration Process

Once you've selected your membership type, complete the simple 4 step process.

- Select members and select sports code
- Confirm details and agree code of conduct
- Select Social team(s)
- Make payment

5



Registration Complete

Once you've reached this step, your registration has been completed. You'll receive an acknowledgement by email and a receipt for your payment.

The Club will be in contact with details of the season ahead.
You can also check out all the details on www.wellingtongaa.com



If you need any assistance while completing the registration process, please email our club membership officer at registrare@wellingtongaa.com